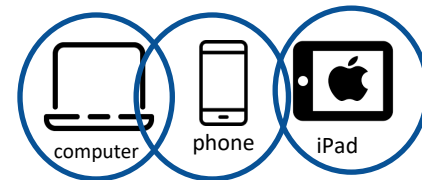




Family Portal


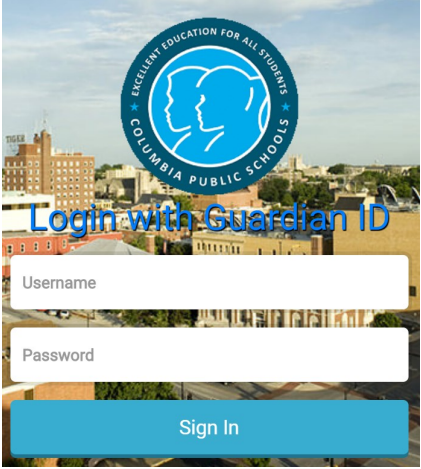
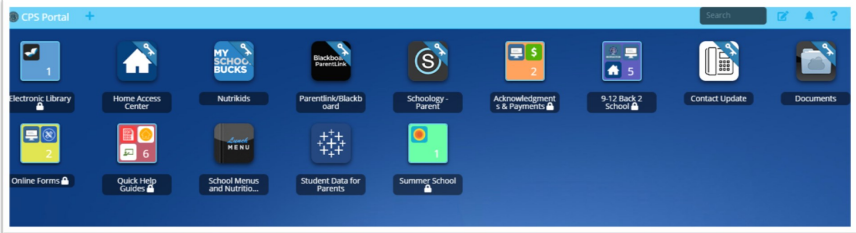


How to Sign In from CPS Website


	Description	Screenshot
1	Go to cpsk12.org .	
2	<p>Scroll down to bottom right side of screen.</p> <p>Click CPS Families Portal Login.</p>	
3	<p>If need help</p> <p>OR</p> <p>do not know login information,</p> <p>click here.</p>	



Family Portal (cont.)


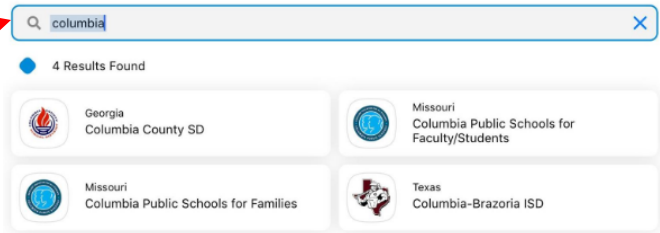


<p>4</p>	<p>Log in with username and password.</p> <p>Click Sign In.</p> <p> <i>If first time to sign in, enter your Guardian ID as your Username and your email address as your initial Password.</i></p>	
<p>5</p>	<p>You have now opened the Family Portal.</p> <p>Click icons for additional information.</p>	

How to Sign in from App

<p>1</p>	<p>Download ClassLink Launchpad app.</p>	
----------	---	--



Family Portal (cont.)

<p>2</p>	<p>Search Columbia Public Schools.</p> 	
<p>3</p>	<p>Click Columbia Public Schools for Families.</p>	
<p>4</p>	<p>Log in with username and password.</p>	
<p>5</p>	<p>You have now opened the Family Portal.</p> <p>Click icons for additional information</p>	